

**ETHER S 150**  
Diffuser: Transparent  
Structure: Polished Steel

## EN

Designed by Patrick Jouin, Ether is a cascade of borosilicate blown glass bubbles available in three different sizes (Ether S, Ether S 90 and Ether S 150).

It can be customized on demand into any size, finish, and configuration.

Also available with an optional remote controlled RGB LED. Ether is light and airy yet creates hypnotizing visual impact.

## IT

Disegnata da Patrick Jouin, Ether è una cascata di bolle di vetro soffiato borosilicato disponibile in tre diverse dimensioni (Ether S, Ether S 90 e Ether S 150).

Può essere personalizzata su richiesta in dimensione, finitura e configurazione. È disponibile anche con un LED RGB opzionale controllato a distanza.

Scenografica e sontuosa, Ether è una lampada che trasforma gli spazi con personalità, diventandone la protagonista.

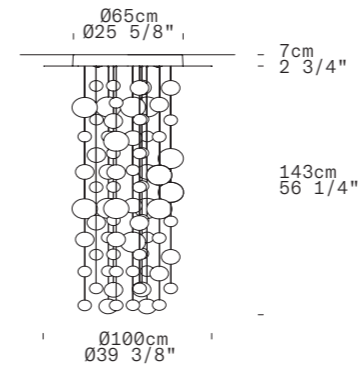
# PENDANT ETHER



Bodegas Alion of Penafiel  
(Valladolid, Spain)




## ETHER S 150 - INDOOR

Patrick Jouin, 2006



Discover more

### TECHNICAL SHEET

MATERIALS	Difuser: Borosilicate Blown Glass Structure: Steel
DIMENSIONS	Difuser: Ø100cm h143cm [Ø39 3/8" h56" 1/4"] Canopy: Ø65cm h7cm [Ø25 5/8" h2 3/4"]
LIGHT SOURCE	G53 4 x 15W Retrofit LED G53 4 x 15W Retrofit LED + GU5,3 1 x 8W Retrofit LED RGB 660lm
MARKING	DRY LOCATION   
WEIGHT	Net weight: 36,8kg
ON REQUEST	Special Versions

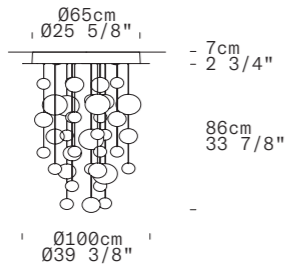
PENDANT - SOSPENSIONE



FINISH (DIFFUSER + STRUCTURE)	SOURCE	CODE
Transparent + Polished Steel	G53	0010060
Transparent + Polished Steel	G53 + GU5,3*	0010061
NOTE	*GU5,3 LED with RGB + REMOTE CONTROL (included, usable until 5M)	
NOTE	Light bulbs not included	




**ETHER S 90 - INDOOR**

Patrick Jouin, 2006



Discover more

TECHNICAL SHEET

MATERIALS	Difuser: Borosilicate Blown Glass Structure: Steel
DIMENSIONS	Difuser: Ø100cm h86cm [Ø39 3/8" h33" 7/8"] Canopy: Ø65cm h7cm [Ø25 5/8" h2 3/4"]
LIGHT SOURCE	G53 4 x 15W Retrofit LED G53 4 x 15W Retrofit LED + GU5,3 1 X 8W Retrofit LED RGB 660lm
MARKING	DRY LOCATION   
WEIGHT	Net weight: 30kg
ON REQUEST	Special Versions

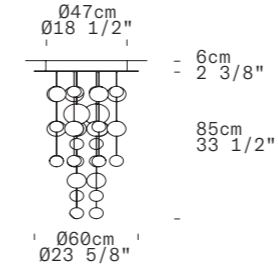
PENDANT - SOSPENSIONE



FINISH (DIFFUSER + STRUCTURE)	SOURCE	CODE
Transparent + Polished Steel	G53	0010064
Transparent + Polished Steel	G53 + GU5,3*	0010065
NOTE	*GU5,3 LED with RGB + REMOTE CONTROL (included, usable until 5M)	
NOTE	Light bulbs not included	




**ETHER S - INDOOR**

Patrick Jouin, 2007




Discover more

TECHNICAL SHEET

MATERIALS	Difuser: Borosilicate Blown Glass Structure: Steel
DIMENSIONS	Difuser: Ø60cm h85cm [Ø23 5/8" h33 1/2"] Canopy: Ø47cm h6cm [Ø18 1/2" h2 3/8"]
LIGHT SOURCE	GU10 5 x 7W Retrofit LED
MARKING	DRY LOCATION   
WEIGHT	Net weight: 12,60kg
ON REQUEST	Special Versions

PENDANT - SOSPENSIONE



FINISH (DIFFUSER + STRUCTURE)	SOURCE	CODE
Transparent + Polished Steel	GU10	0010070
NOTE	Light bulbs not included	